


## **BROODING CHICKS**



*Brooding* means caring for newly hatched chickens through to the time when they have a covering of feathers and can generate their own body heat and insulate against heat loss, generally at around 6 to 8 weeks old. The main requirements for a brooding setup are:

**1) Warmth (see table below for ideal temperatures)**

***NOTE: SIMPLY KEEPING THE CHICKS IN A WARM ROOM WILL NOT PROVIDE ADEQUATE HEAT***

**2) Water**

**3) Food**

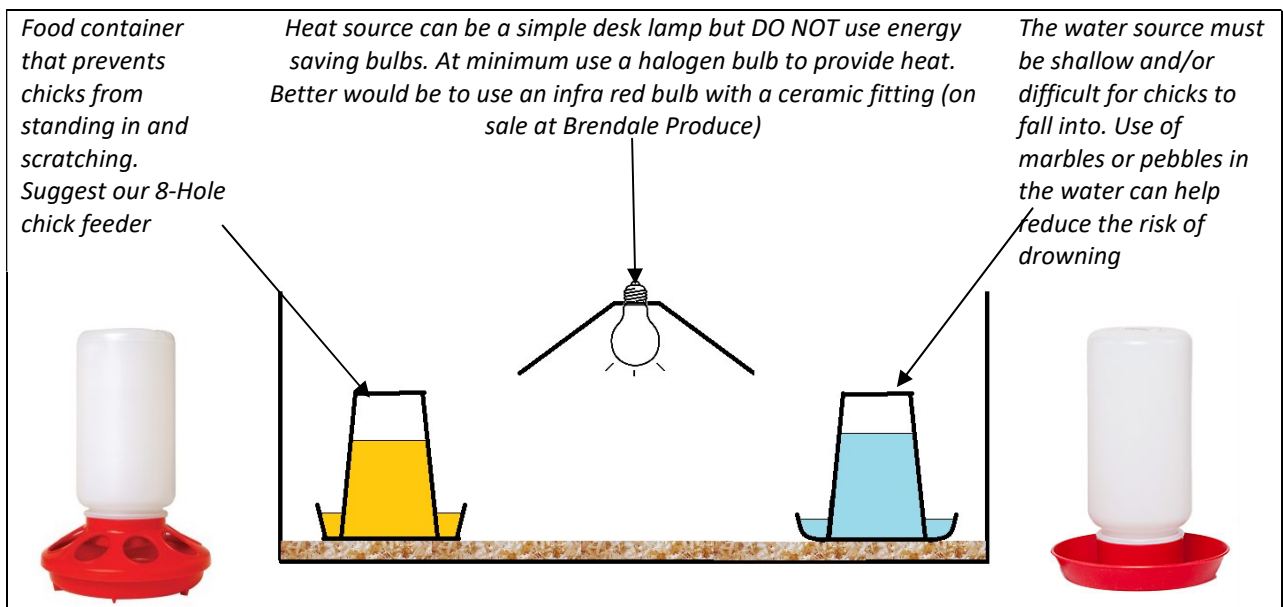
Chick Starter (approx. 20% Protein) or a high protein Turkey / Meat Chicken Starter.

The Starter should be medicated to protect against Coccidiosis. The Vella Stockfeeds Chicken Starter supplied by Brendale Produce contains an all natural coccidiostat as well as probiotics and prebiotics.

**4) Dry litter / absorbent material**

We recommend use of clean pine woodshavings but straw or shredded paper can be considered. The important thing is to keep it clean and change out regularly to avoid re-cycling of feces.

The brooder itself can be any enclosed box or pen. For one-off brooding of chicks a simple cardboard box setup can work fine.




**Brooder Temperature**

Age Days	Temp
1	35
2	35
3	35
4	34
7	30
14	25
21	22
28	20
35+	18

**Chick behavior can be the best guide to brooder temperature**

	<b>TOO COLD</b>
	<b>TOO HOT</b>
	<b>JUST RIGHT</b>



PLEASE BE AWARE THAT BABY CHICKS ARE VERY FRAGILE AND DUE TO THEIR FAST METABOLIC RATES DEVELOP AILMENTS VERY QUICKLY. ANY PROBLEMS MANIFESTING THEMSELVES AFTER 24 HOURS FROM LEAVING THE SHOP ARE UNLIKELY TO HAVE BEEN PRESENT AT POINT OF SALE, AND HENCE BRENDAL PRODUCE WILL NOT ACCEPT ANY RESPONSIBILITY FOR SUCH.

WE CANNOT STRESS ENOUGH THE NEED TO KEEP THE BABIES WARM. IF THEIR CORE TEMPERATURE DROPS EVEN A FEW DEGREES BELOW THE RECOMMENDED LEVELS DEATH CAN RESULT. LACK OF HEAT IS THE BIGGEST CAUSE OF CHICK DEATH.